

YOUTH Share

**A Place for Youth in Mediterranean EEA:
Resilient and Sharing Economies for NEETs**

Guide for using the YOUTHShare eLearning platform
Explore the content

YOUTH Share

Guide for using the YOUTHShare eLearning platform

The YOUTHShare Guide presents the way to use the eLearning platform of the YOUTHShare project. The guide is addressed to any person who is interested in learning more on the **“Concepts and Tools in Social, Sharing and Resilient Economy”**. The eLearning platform includes a user-friendly training package with various resources to support the development of your skills and knowledge on agri-food, tourism and circular economy.

Registration Process

Step 1: Enter the eLearning platform

Please enter the website by copying the following link: <https://elearning.youthshare-project.org/>.

Step 2: Create an account

In order to enter the platform you should create a new account.

Iceland
Liechtenstein
Norway grants

Username

Password

☐ Remember username

Log in

[Forgotten your username or password?](#)

Cookies must be enabled in your browser [?](#)

Some courses may allow guest access

Log in as a guest

Is this your first time here?

For full access to this site, you first need to create an account.

→

Create new account

You are not logged in.
[Home](#)

The YOUTHShare project is funded by Iceland, Liechtenstein and Norway through the EEA and Norway Grants Fund for Youth Employment

YOUTH Share

Step 3: Complete your personal information

Please complete your personal information and press **"Create my new account"**.

In order to confirm your account you should check your email (check also your spam folder) and click on the verification link to activate your account.

New account

▼ Collapse all

▼ Choose your username and password

Username ⓘ

The password must have at least 8 characters, at least 1 digit(s), at least 1 lower case letter(s), at least 1 upper case letter(s), at least 1 non-alphanumeric character(s) such as as *, -, or #

Password ⓘ

▼ More details

Email address ⓘ

Email (again) ⓘ

First name ⓘ

Surname ⓘ

City/town

Country

→ Create my new account

Cancel

Step 4: Fill in your Login details

Once you confirm your email address, visit <https://elearning.youthshare-project.org> and fill in your **log in credentials** to enter the platform.

YOUTHShare student

☐ Remember username

[Forgotten your username or password?](#)

Cookies must be enabled in your browser ⓘ

Some courses may allow guest access

→ Log in

Log in as a guest

Is this your first time here?

For full access to this site, you first need to create an account.

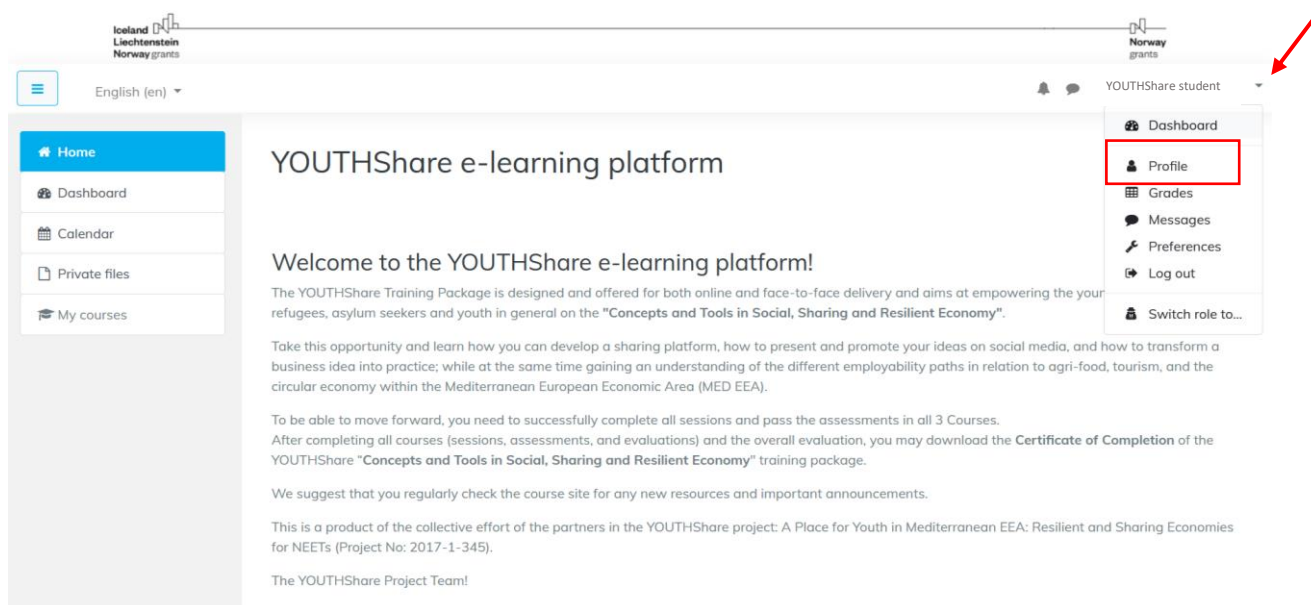
Create new account

You are not logged in.
[Home](#)

The YOUTHShare project is funded by Iceland, Liechtenstein and Norway through the EEA and Norway Grants Fund for Youth Employment

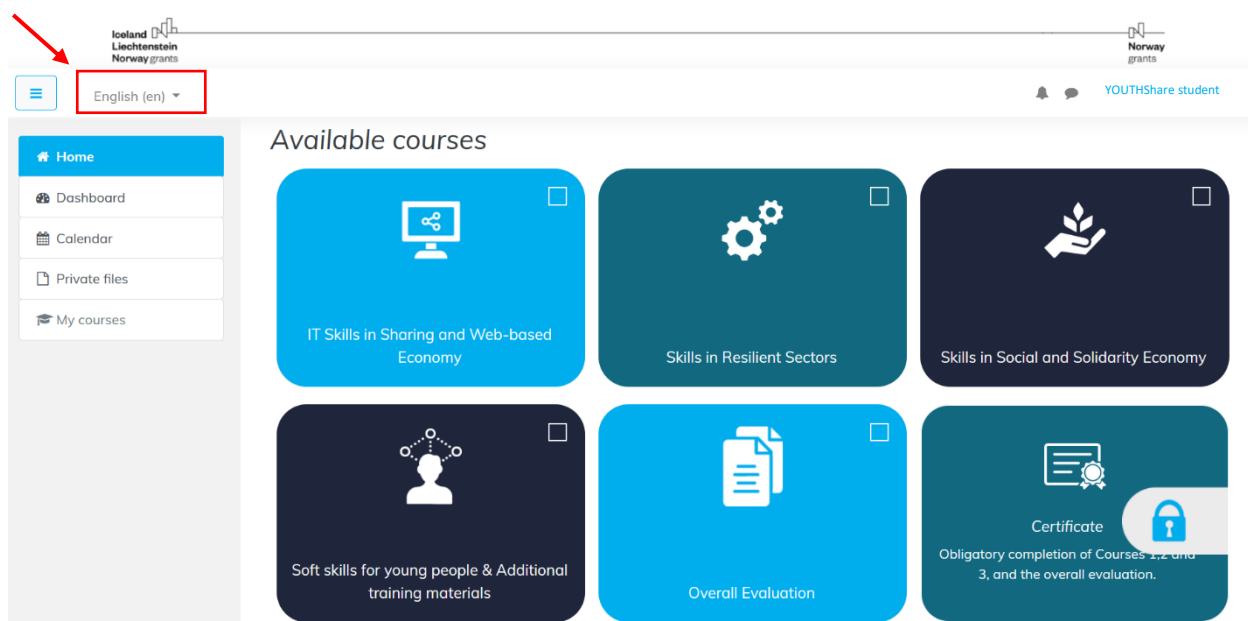
YOUTH Share

In case you wish to **edit your profile**, you do so through the user menu on the navigation bar.



Navigate in the platform

When entering the platform you can **choose your national language** by using the language switcher on the navigation bar.



Enroll and complete all courses to receive the Certificate of completion.

YOUTH Share

Explore the content

To view the material you should **enroll** in the course and **enter the presentation of each session**.

IT Skills in Sharing and Web-based Economy

About this course

The sharing economy is a contemporary, innovative and very promising way of entrepreneurship. Some of the world's biggest companies, such as Airbnb and Uber, fall into this economic sector, as well as millions of other small and medium-size enterprises developed by young people just like you. Those people achieved their goal and became entrepreneurs because, firstly, they had a vision of a new product or service that was in need; thus, it was welcomed by the consumers. Moreover, they succeeded because they also had the tools and the skills to develop a business idea into a concrete business plan in the internet-based economy. It is exactly those skills and tools that we will try to develop together with this course.

Learning objectives

The participants in this course will be able to:

- Define the basic concepts of the sharing economy, innovation and entrepreneurship.
- Develop skills that are essential to the primary production of textual and audiovisual content.
- Acquire essential skills and experience in functions of the web-based economy.
- Learn more about entrepreneurship in the digital age.

Introduction

Session 1 - Introduction to basic concepts in sharing and web-based economy: innovation and entrepreneurship in the digital age

Note: The **checkboxes** indicate the activities/ assessment/ modules that have been completed.

Use the **navigation buttons** 'Previous' and 'Next' to move back and forward.

MODULE 1

Introduction to labour markets and new forms of employment

SESSION 1

Basics of Wage Labour and Labour Markets

by:

Michalis Poulidakis
YOUTHShare Post-Doctoral Researcher
University of the Aegean, Greece

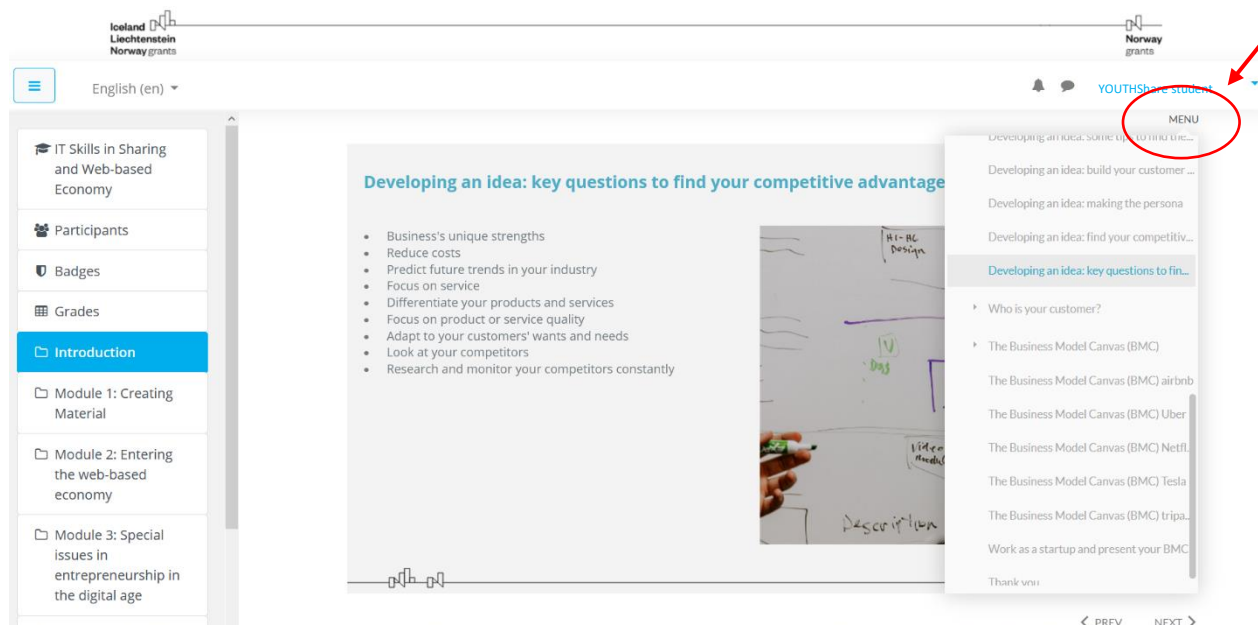
Dimitra Glenti
YOUTHShare Assistant Researcher
PhD Candidate, University of the Aegean, Greece

NEXT >

YOUTH Share

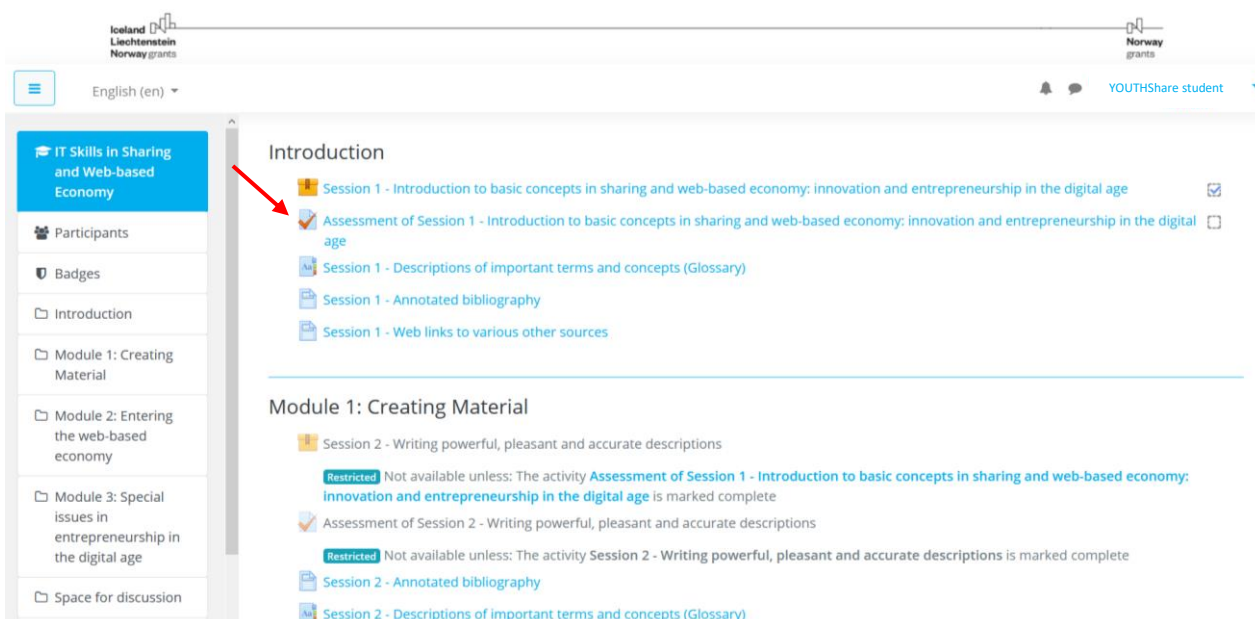
You can quickly jump to any section within the course using the navigation 'Menu' on the top right.

You can also exit the course and resume where you left off at a later stage.



Assessment

After you finish studying the content of each session, you should **complete and pass the assessment** in order to **move to the next session**.



Note: The **checkboxes** indicate the activities/ assessment/ modules that have been completed.

YOUTH Share

Enter the quiz and select the correct answer(s). **Submit your responses** and move to the next session. In case you do **not pass** the assessment, you need to **complete this again**. Wrong answers are indicated. You have unlimited amount of attempts and there is no time limit to complete the assessment.

The screenshot shows the YOUTH Share platform interface. The top navigation bar includes links for Home, My courses, IT Skills in Sharing and Web-based Economy, Introduction, and Quiz. The 'Quiz' link is circled in red. The left sidebar contains a menu with options like IT Skills in Sharing and Web-based Economy, Participants, Badges, Introduction, and various modules. The main content area displays two questions with multiple-choice options. Question 1 asks 'What is innovation?' with four options. Question 2 asks 'Traditional hotels hold a competitive advantage over the likes of Airbnb through standardisation, safety regulations and business reputation' with four options. A 'Quiz navigation' panel on the right shows 'Finish attempt ...'.

Evaluation

You should **complete and submit your feedback** for both the **Content Evaluation** and the **Evaluation of Trainers** before you can move to the next course.

The screenshot shows the 'Space for discussion' section of the YOUTH Share platform. The left sidebar contains a menu with options like IT Skills in Sharing and Web-based Economy, Participants, Badges, Introduction, and various modules. The main content area displays a 'Space for discussion' section with links for Forum, Chat, and Course Evaluation. The 'Course Evaluation' link is circled in red, and red arrows point to the 'Content Evaluation' and 'Evaluation of Trainers' links. A 'Restricted' message indicates that the activity is not available unless the 'Assessment of Session 10 - Google Ads' is marked complete. The footer states that the YOUTHShare project is funded by Iceland, Liechtenstein and Norway through the EEA and Norway Grants Fund for Youth Employment.

YOUTH Share

Note: For each course to be completed, you should study all 10 sessions, pass the assessments and complete the course's evaluations.

Glossary, Bibliography and Other Useful Sources

At the end of each session you may find the relevant **glossary**, **bibliography** and **other useful sources** to support your study.

YOUTH Share

English (en)

YOUTHShare student

IT Skills in Sharing and Web-based Economy

Participants

Badges

Introduction

Module 1: Creating Material

Module 2: Entering the web-based economy

Module 3: Special issues in entrepreneurship in the digital age

Space for discussion

Course 1

Home | My courses | IT Skills in Sharing and Web-based Economy | Introduction | Glossary

Session 1 - Descriptions of important terms and concepts (Glossary)

Search

Search full text

Add a new entry

Browse the glossary using this index

Special | A | B | C | D | E | F | G | H | I | J | K | L | M | N | O | P | Q | R | S | T | U | V | W | X | Y | Z | ALL

B

Business Model Canvas (BMC)

is a template for developing business models for new companies or analysing the models of established businesses. It consists of 9 segments (boxes), allowing you to lay down your model step by step. It is designed to allow you to determine and understand all the crucial aspects of your new business.

English (en)

YOUTHShare student

Employment and production in resilient sectors with an emphasis in agri-food production and/or circ

Participants

Badges

Grades

Module 1: Introduction to labour markets and new forms of employment

Module 2: Setting up an enterprise in circular economy

Module 3: Providing

Session 1 - Annotated bibliography

Back to module

Topic 1: Human labour in the past and present

Title: The importance of labour in shaping human societies: brief theoretical clarifications and historical data

Level: Experienced users

Full reference with electronic source: Zimmermann B. (2001) Work and Labor: History of the Concept. International Encyclopedia of the Social & Behavioral Sciences. Available [here](#).

Overview: Labour is a conscious effort of human beings, who aim to produce useful products or provide equally useful services through interaction with the material world that surrounds them. In modern societies we tend to identify labour with wage labour. It is a fact that wage labor is the form that has slowly but gradually prevailed over all other forms of 'conscious labour provision' since the advent of capitalism in the mid-18th century, and especially during the 20th century. But historically other forms of labour have been dominant; these do not simply survive to this day, but are an important part of the total paid human toil in certain areas or activities.

Title: Work and Labor: History of the Concept

Level: Experienced Users

Full reference with electronic source: : Zimmermann B. (2001) Work and Labor: History of the Concept. International Encyclopedia of the Social & Behavioral Sciences [here](#).

English (en)

YOUTHShare student

IT Skills in Sharing and Web-based Economy

Participants

Badges

Introduction

Module 1: Creating Material

Module 2: Entering the web-based economy

Module 3: Special issues in entrepreneurship in the digital age

Space for discussion

Course 1

Home | My courses | IT Skills in Sharing and Web-based Economy | Introduction | Page

Session 1 - Web links to various other sources

Title of the link: The real innovation of the sharing economy

Full reference with electronic source: Gulker M. (2017), The real innovation of the sharing economy. American Institute for Economic Research. Available [here](#)

Back to module

Session 1 - Annotated bibliography

Jump to...

Session 2 - Annotated bibliography

The YOUTHShare project is funded by Iceland, Liechtenstein and Norway through the EEA and Norway Grants Fund for Youth Employment

YOUTH Share

Space for discussion- Forum/ Chat

Add a topic for discussion in the Course's **Forum** and/ or **Chat** to interact with your fellow users and/ or trainers.

The screenshot shows the YOUTH Share course interface. On the left sidebar, the 'Space for discussion' menu item is highlighted with a red box. In the main content area, the 'Forum' and 'Chat' options are circled with a red oval and labeled 'Space for discussion' with a red arrow pointing to them. The course title is 'IT Skills in Sharing and Web-based Economy'. The main content area also shows 'Course Evaluation' and 'Session 10 - Web links to various other sources'.

The screenshot shows the YOUTH Share course interface, specifically the 'Forum' page. The 'Add a new discussion topic' button is highlighted with a red arrow. The course title is 'IT Skills in Sharing and Web-based Economy'. The main content area shows 'Course 1' and 'Forum'. The forum is currently empty, with the message '(There are no discussion topics yet in this forum)'. The sidebar on the left shows the course structure, including 'Module 1: Creating Material', 'Module 2: Entering the web-based economy', and 'Module 3: Special issues in entrepreneurship in the digital age'.

YOUTH Share

Badges

With the completion of each Module and each Course, you receive a **Badge as a reward** for the progress you have made. To see your badges at a specific course, access the 'Badges' section of the specific course. To see all badges you have received you should go to your profile.

Iceland
Liechtenstein
Norway grants

Norway
grants

English (en)

YOUTHShare student

IT Skills in Sharing and Web-based Economy

Participants

Badges

Grades

Introduction

Module 1: Creating Material

Module 2: Entering the web-based economy

Module 3: Special issues in entrepreneurship in the digital age

Course 1: Badges

Number of badges available: 4

Image	Name	Description	Criteria	Issued to me
	Module 3 - Special issues in entrepreneurship in the digital age	Badge for completing Module 3 - Special issues in entrepreneurship in the digital age	Users are awarded this badge when they complete the following requirement: • ALL of the following activities are completed: ◦ "Quiz - Assessment of Session 9 - Crowdfunding: a way to raise your own funds" ◦ "Quiz - Assessment of Session 10 - Google Ads"	
	Module 2 - Entering the web-based economy	Badge for completing Module 2 - Entering the web-based economy	Users are awarded this badge when they complete the following requirement: • ALL of the following activities are completed: ◦ "Quiz - Assessment of Session 5 - Selecting a sharing platform" ◦ "Quiz - Assessment of Session 6 - Create your own webpage" ◦ "Quiz - Assessment of Session 7 - Customise your webpage"	

YOUTH Share

Soft Skills and Additional training materials

Here you may find useful material and content to **support your personal development**.

The screenshot shows the YOUTH Share platform interface. On the left is a sidebar with a menu containing: 'Soft skills for young people & Additional training materials' (highlighted), 'Participants', 'Badges', 'Grades', 'Module - Development of Soft Skills for young people', 'Additional Materials', 'Home', 'Dashboard', 'Calendar', and 'Private files'. The main content area is titled 'Soft skills for young people & Additional training materials'. It features an 'i' icon and the heading 'Description and Key Concepts of the Course'. The description text states: 'This Module consists of two sessions which aim to introduce young people (especially those not in education, employment and/or training- NEETs) to the importance of soft and/or social skills in today's labour market. The demand for these skills will continue to evolve together with the needs of economies and labour markets. Based on simple learning activities, both of these sessions aim to familiarise participants with the importance of soft skills and how to improve them in order to gain access to more and better opportunities within the labour market. The Module starts with a presentation of some key studies which reveal that there is a gap of soft skills and identify what employers have been looking for in the labour market (CEDEFOP:2015) and focusing on Emotional Intelligence and its key components. Understanding the various and diverse terms used in the literature on social skills and revealing the unique set of social skills of each participant, will enhance their learning abilities. Completing both sessions, and with the use of non- formal educational activities, learners are going to improve a set of social skills like: communication, teamwork, creativity, critical thinking, conflict resolution and interpersonal relations.' Below the description is a section titled 'Module - Development of Soft Skills for young people' which lists two sessions: 'Session 1 - Discover your "Emotional Intelligence": A brief introduction' and 'Session 2 - Teamwork and creativity', each with a checkbox icon.

Additional Materials

Energisers - Ice Breaking Activities

[Ice Breaker Games to Get to Know Each Other](#)

Source: Session Lab

[20 Icebreaker Games to Make Your Next Meeting Fun](#)

Source: Project Manager

[Fun Ice Breaker Questions for Meetings](#)

Source: the balance careers

[20 Icebreaker Games to Make Your Next Meeting Fun](#)

Source: Project Manager

[15 Best Icebreakers for Meetings](#)

Source: HUONE

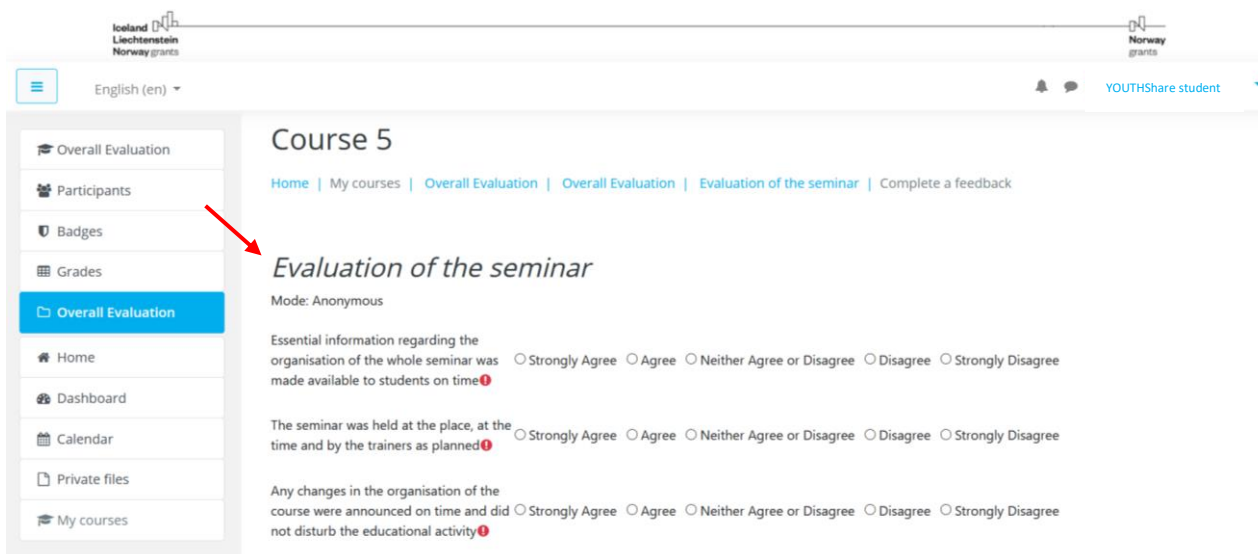
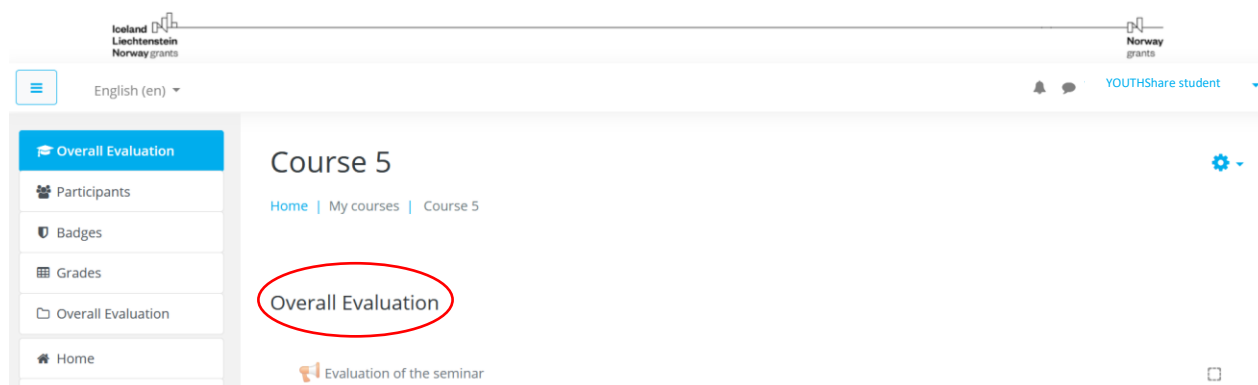
[Ice Breakers: Easing Group Contribution](#)

Source: Mind-Tools

YOUTH Share

Overall Evaluation

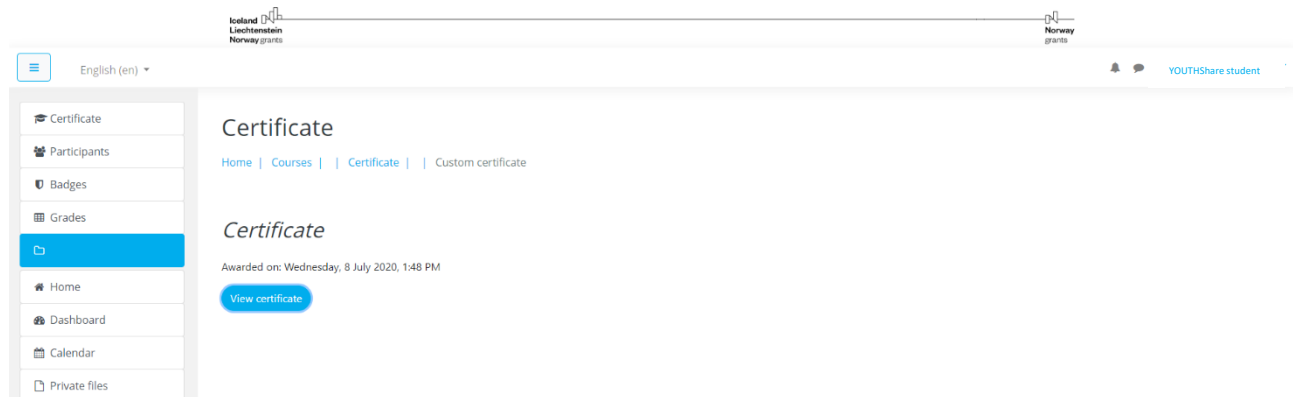
To receive the Certificate you should also **complete the overall evaluation**. Enter the Course, answer the questions and submit your feedback.



YOUTH Share

Certificate

When all courses and the overall evaluation are completed, the Certificate course is unlocked for you to enter. **Press ‘View certificate’ to download your Certificate of completion.**



Congratulations, for completing the Training Package of

“The Concepts and Tools in Social, Sharing and Resilient Economy”.